



Euro-Clear

Canature Pre-Filter

PROTECT YOUR WHOLE WATER
CONTACT EQUIPMENTS

From economical to luxurious types, Canature pre-filters has 3 series,9 models.Non-dismantling design and high effective flush bring you unprecedented experience and great convenience.



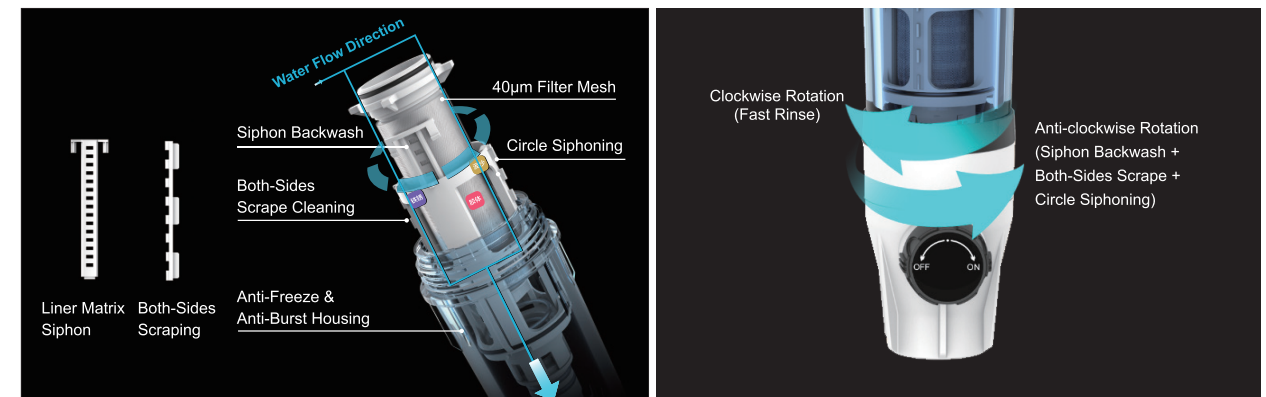
- Non-Dismantling Design
- Self-Cleaning Technology
- BPA Free Filter Housing
- Anti-Freezing & Anti-Burst

E-Series Pre-Filter

 L-Series retain the features of M-Series



- Patented high-effective flush technology, rotate the bottom part clockwise to discharge the large particles off outfall.
- Siphon cleaning technology is performed by liner matrix suckers, rotate the bottom part anti-clockwise to enhance siphon effect, clean out the particles trapped in screen holes.
- Upgraded both-sides scrape cleaning technology, make the rubber strip closer to outer surface of screen and inner surface of housing, clean filter thoroughly with simple clockwise and anti-clockwise rotation.



Canature Pre-Filter


Protect the Whole Installation

Features:


- Protect your domestic system against substances like rust particles, grains of sand and other deposits.
- High quality brass head brings high-end and solid appearance, durable in use.
- Filter housing is made from reinforced material using the special formula, capable of withstanding freezing test at -30°C without a burst housing.
- Pressure of burst test is higher than 50 bars, cycle test is more than 150,000 times operated at 12 bars.
- Transparent filter housing keeps the filtering status visible.
- 40µm high-precise SS316L filter screen, use material of food grade stainless steel.
- No follow-up costs for filter replacement and maintenance.
- Environmental brass forged connections, safe to use.

Contaminants can damage your entire drinking water installation and cause the following problems:

- Leaks from blocked valves
- Clog nozzle, shower and spool and bring hidden perils in water-contacted appliances
- Burst pipes caused by pitting corrosion



- Patented semi-automatic self-cleaning technology, built in 360° hydraulic driven spray system, use pressurized filtered water to counter spray washing the filter screen.
- Clean the filter with only one single step, just rotate the knob and well-designed hydraulic power will drive the spring work to initiate counter flush.




Model	Rated Flow Rate	Filter Mesh	Operating Pressure	Connection Thread	Ambient Temperature	Water Supply	Carton Dimension	Gross Weight
CPF-3-E	3 m³/h	40 µm	0.1MPa~1MPa	3/4" Female & Male	5°C~40°C	Municipal	342×170×119(mm)	1.2Kg
CPF-4-E	4 m³/h			1"Female & Male			375×173×116(mm)	1.7Kg
CPF-8-E	8 m³/h			1" Female & Male 1.25" Female & Male			490×255×156(mm)	2.7Kg

M-Series Pre-Filter

EM M-Series retain the features of E-Series



- Luxurious decorated head cover, built in pressure gauge, visually display water pressure, beautiful and high end.
- Equipped with a practical service ring as a reminder, help you to regularly clean the pre-filter.
- 360° universal connection design, rotatable flange for vertical and horizontal installation.



- All 8m³/h pre-filter can be easily retrofitted with automatic control module in seconds.
- Designed with high flow rate of 8 m³/h to meet whole house water usage demand.



L-Series Pre-Filter


EM L-Series retain the features of M-Series



- Incorporated the third-generation patented cylinder pressure regulation technology, innovational design, automatically regulate the water pressure within 4 bars, ensure the appliances after pre-filter work within safe pressure value.
- Double acting cylinder pressure control, wider range of pressure regulation, more accurate control.
- Pressure control parts are brass forged, durable performance has been improved by more than 10 times compared with traditional diaphragm parts.



- Intelligent touch screen control module, automatic self-cleaning flush, interval days and duration of flushing can be manually set as needed, nanny-style cleaning service.
- The module has low power consumption and can work well with a battery or from a direct power source which is good for many different conditions.
- Control module designed with valve open&close self-inspection function, automatic error alarm, completely eliminate the risk of leakage, modular design for convenient after-sales service.
- Dual pressure gauge shows the inlet pressure and steady pressure after adjustment.



Model	Rated Flow Rate	Filter Mesh	Operating Pressure	Connection Thread	Ambient Temperature	Water Supply	Carton Dimension	Gross Weight
CPF-3-M	3 m ³ /h	40 μm	0.1MPa~1MPa	3/4" Female & Male	5°C~40°C	Municipal	346×183×123(mm)	1.6Kg
CPF-4-M	4 m ³ /h			1" Female & Male			446×210×131(mm)	2.1Kg
CPF-8-M	8 m ³ /h			1.25" Female & Male			490×255×156(mm)	3.5Kg

Model	Rated Flow Rate	Filter Mesh	Operating Pressure	Connection Thread	Ambient Temperature	Water Supply	Carton Dimension	Gross Weight
CPF-3-L	3 m ³ /h	40 μm	0.1MPa~1MPa	3/4" Female & Male	5°C~40°C	Municipal	346×183×123(mm)	2.4Kg
CPF-4-L	4 m ³ /h			1" Female & Male			446×210×131(mm)	2.6Kg
CPF-8-L	8 m ³ /h			1.25" Female & Male			490×255×156(mm)	4.3Kg